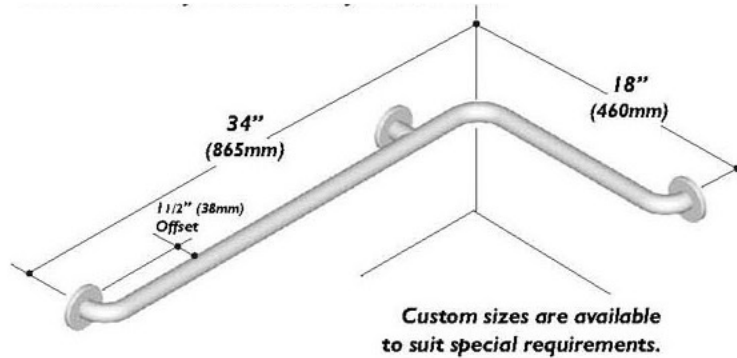


Inside Corner Safety Rails


1.25" dia. (32 mm) or 1.50" dia. (38 mm)

with Concealed Flanges


Architectural, Commercial, Institutional



**Twist-Lock "T"
Concealed Flange**



**Set-Screw "C"
Concealed Flange**



*For painted rails there are more than 25 designer colors available on special request.
All bars supplied with stainless steel mounting screws*

sales@grabbarspecialists.com | TOLL FREE: 1-800-707-5033