

Deluxe Shower Seat

Item Code and Description

- a. DS4150-BU . . . Wide 'U' shower seat with back and arms; blue pads
 - i. replacement pads: item code 04185 for seat; item code 04195 for back

General Product Description

- a. fold-up shower seat with back and arms

Physical Characteristics

- a. stainless steel frame, legs, and mounting bracket
- b. powder-coated frame, upper leg sections, and mounting brackets
- c. molded polyethylene seat and back
- d. closed cell polyurethane seat, back, and arm pads; includes pad retainers and plugs
- e. includes two sets of lower legs, each with holes to adjust height of seat
- f. rubber feet
- g. one foot in each pair of legs has fine height adjustment feature
- h. seat and arms swing independently to fold against wall
- i. includes plastic seat pad retainers and seat plugs
- j. color: white frame, upper legs, feet, and mounting brackets; polished steel lower legs; blue pads
- k. weight: approximately 30 lbs.
- l. fasteners not included due to the vast variety of wall and blocking types and thicknesses

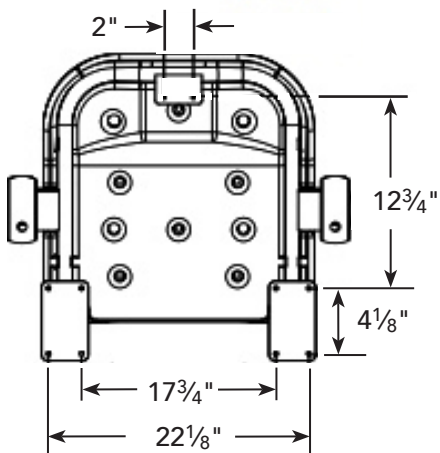
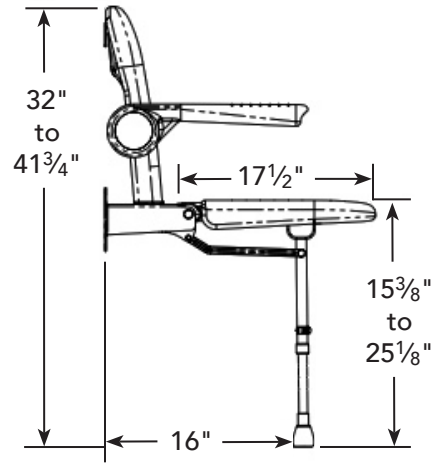
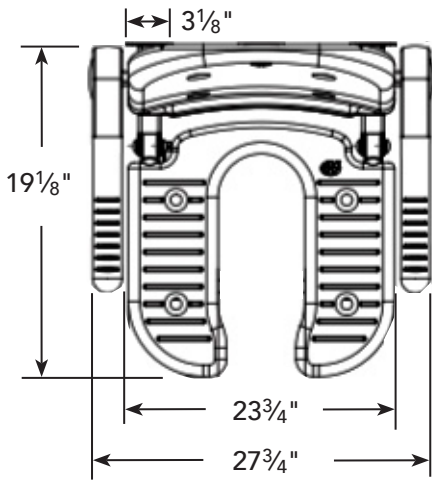
Performance Characteristics

- a. seat supports up to 560 lbs. when properly installed (rating based on seated user; do not stand on seat)
- b. each arm supports up to 122 lbs. to assist user when entering or exiting seat (do not sit or stand on arms)
- c. lower leg sections are adjustable in $\frac{3}{4}$ " increments; nearly 10" range of height adjustment; install the lower leg set that achieves the desired seat height
- d. adjust height to suit user before mounting to wall
- e. seat and arms swing independently past 90° to remain in folded, upright position; legs fold as seat swings
- f. fine height adjustment allows compensation for slope of floor (+/- $\frac{1}{2}$ " range of adjustability)
- g. closed cell foam pads will not absorb water
- h. seat and back pads are removable; shower seat may be used with or without seat and back pads; retainers secure seat pad; plugs fill holes in seat if user foregoes installation of the pad
- i. hole in seat allows water drainage
- j. mounting brackets must be mounted to substantial, well-secured blocking, usually of 2× solid wood (toenailing is not sufficient; use cleats or notch blocking into studs), though brick, concrete, or concrete block can also be suitable mounting materials
- k. #14 round head or hex head fasteners recommended (do not use flat head type fasteners); use stainless steel fasteners in wet area installations; each fastener must be capable of withstanding 77 lbs. of pull-out force; the length of fasteners will depend on the distance to drive them deeply into an appropriately reinforced material capable of supporting the load; drive a fastener into every mounting bracket pilot hole
- l. for interior installations only
- m. seat must be mounted so that it is level in all directions and remains in a 90° orientation to the legs
- n. the fine height adjustment hex nut must be checked regularly to ensure that it is tight; a loose nut on the fine height adjustment will allow the leg height to change, which will alter the orientation of the seat to the legs, potentially affecting the performance, integrity, and durability of the shower seat
- o. clean and disinfect regularly; pads will not absorb water, however water, soap, and other materials trapped under the pads may result in the onset of mold or mildew; use mild detergent; do not use abrasive pads, or strong acidic, alkaline or other harsh cleaning materials as this may cause discoloration; after cleaning, always flush with water.

Other Information

- a. manufacturer's warranty: 10-year for residential installations, 5-year for commercial installations
- b. see AKW warranty for details

Deluxe Shower Seat



'U' cutout: 6" x 14 1/2"
Seat pad item codes:
04185 seat/04195 back



Fine height adjustment—note hex nut tightened to lock against end of leg.